

Animal Skin Coverings Science Project



Submission Date

November 10th



Instructions:


Dear Students,
We are going to do a fun Science project about skin coverings of animals!

You are kindly requested to make a model representation as a project on Chapter 1 .

- You are encouraged to be creative in the way you are going to show your project as long as the scientific material is correct and well-illustrated.



- Parents, you are welcome to support your child, but please ensure that the final project reflects the student's own work and understanding.

- Choose one animal you like.
- Use **ONLY A4** cardboard of any colour.
- Draw or paste a picture of your animal.
- Use different materials (like feathers, cotton, paper, or fabric , etc...) to show what covers your animal's body.
- Write **two** sentences to describe your animal and its skin covering.
- Write your name clearly on the project.





samples



Project Rubric (10 Marks Total)

CRITERIA	EXCELLENT (2)	GOOD (1.5)	NEEDS IMPROVEMENT (1)	MARKS
Creativity & Design	ORIGINAL, CLEAR, AND ATTRACTIVE MODEL	MODEL IS CLEAR BUT CREATIVITY IS NOT EVIDENT	MODEL IS INCOMPLETE OR UNCLEAR	/2
Accuracy of Concept	CLEARLY SHOWS WHAT COVERS THE ANIMAL’S SKIN	MINOR MISTAKES ARE SHOWN	MODEL DOESN’T SHOW CONCEPT CORRECTLY	/2
Neatness & Effort	WELL-PRESENTED AND TIDY	FAIRLY NEAT	UNTIDY OR RUSHED	/2
Written Explanation	CLEAR, CORRECT, AND COMPLETE	PARTIALLY CLEAR WITH MINOR MISTAKES	MISSING OR INCORRECT EXPLANATION	/2
Submission on Time	SUBMITTED ON OR BEFORE DUE DATE	SUBMITTED 1 OR 2 DAYS LATE	SUBMITTED MORE THAN 2 DAYS LATE	/2
Total Marks				/10

We can’t wait to see
your wonderful and creative
projects! You always amaze us
with your great work!

Grade one teachers!