

Describe, Sort, Name and Draw 2D Shapes (7.A.1)

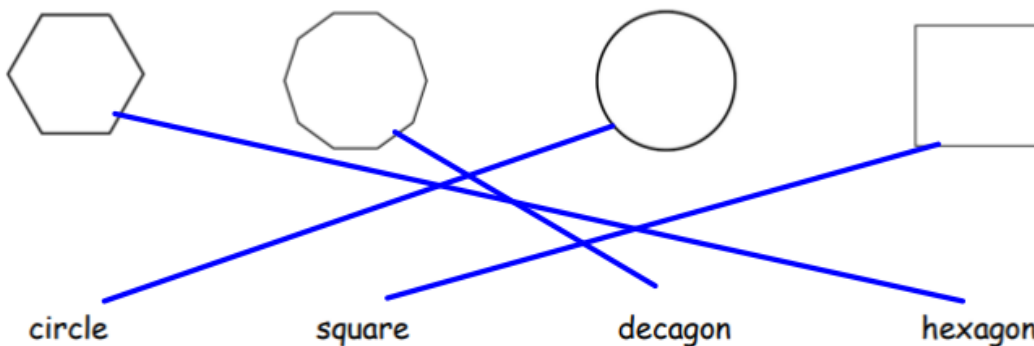
Name: Key answer

Date : _____

Q.1) Draw a ring around all polygons.



Q.2) Match.



Q.3) Fill in the blanks to make the sentences complete.


a. This polygon is a heptagon.

It has 7 sides and 7 vertices.




b. This polygon is a rectangle.

It has 4 sides and 4 vertices.



Q.4) What am I?

Write the letter in the blank space provided to find the hidden word.



- I am the second shape from the left. H
- I am not a polygon. E
- I have 7 sides and 7 vertices. A
- I am the 4th shape from the right. R
- My name is decagon. T

I am the HEART.

Q.5) Peter and Sama made two different pictures.



Use the polygons you studied in this lesson to create your own picture.

draw any picture of your own, the examples below are to help you

