




Rosary School / Marj El-Hamam
Science Worksheet (7.A.1)

Name : **Key answer** _____

Grade 2 ()

Date : _____

1. Materials can be grouped as transparent, translucent or opaque.
Draw a line to match each object to the correct property.


object		property
 ceramic vase	—	opaque
 clear glass tank	—	translucent
 lamp shade	—	transparent

2. Lily wants to find transparent, translucent and opaque objects in her house. She takes different objects from her house.
She shines a torch on each object and observes if light passes through it.

Tick (✓) the type of scientific enquiry that Lily is using.

- ☒ identifying and classifying
☐ observing over time
☐ pattern seeking

3. Some students are talking about the lenses of sunglasses.



student A

The lenses are made of an opaque material. No light that can damage our eyes will pass through them.



student B

The lenses are made of a translucent material. Only some light can pass through the lenses. This will protect our eyes.



student C

The lenses are made of a transparent material. We can see through the lenses because all light can pass through them.

Which student is correct? Circle the correct answer.

student A

student B

student C

4. Amir wants to wrap a surprise present.

Is an opaque material suitable for wrapping the present? Why?

Yes. We cannot see through an opaque material because it does not allow any light to pass through it. So, an opaque material is suitable for wrapping the surprise present.

5. Ellen is choosing a material to make the windows of her bathroom.

She wants to be able to see through the windows, but not very clearly.

- (a) What type of material should Ellen choose?

Circle the correct answer.

opaque

translucent

transparent

- (b) Explain why Ellen **cannot** see through this material clearly.

The material allows only some light to pass through it.
So, Ellen cannot see through it clearly.