

Worksheet A


Describe and Compare Lengths

Level 1

Level 2

Level 3

If you are not sure, you can refer to Student's Book pages 130 to 133.



1 Tick (✓) the taller object.



2 Tick (✓) the longer object.

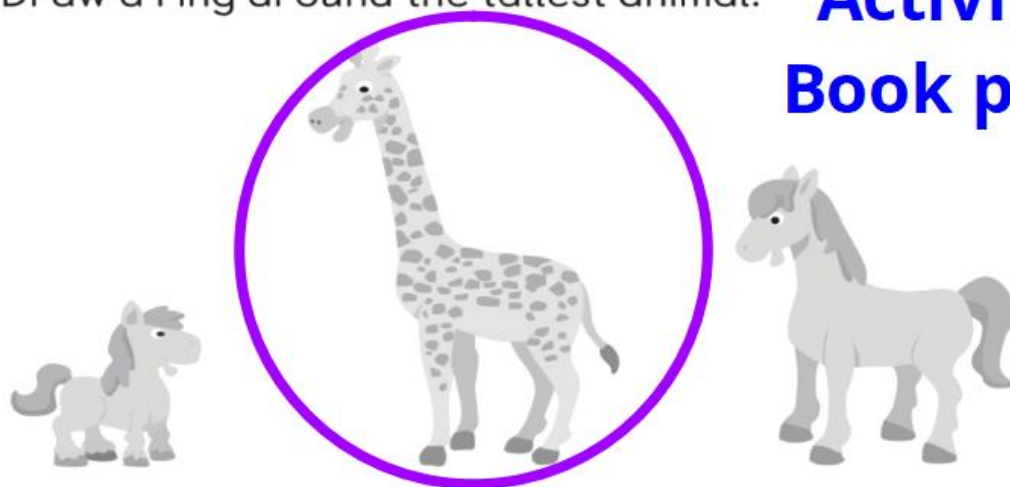


3 Tick (✓) the shorter object.




4 a Draw a ring around the tallest animal.

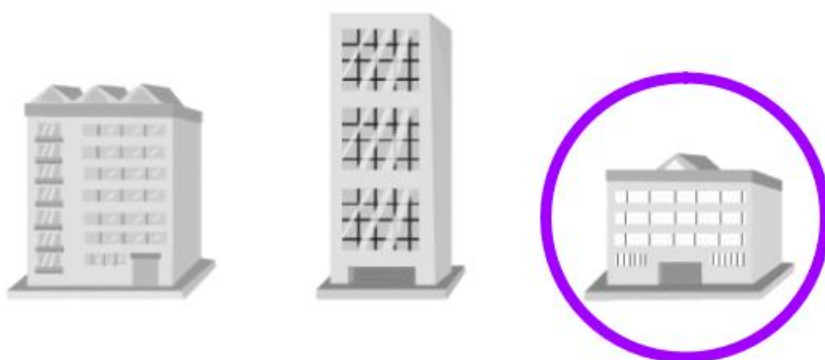
Activity
Book p.88




b Draw a ring around the longest pencil.



c Draw a ring around the shortest building.



d Draw a ring around the longest string of beads.



5 Draw two more ribbons.

Colour the longest ribbon yellow.

Colour the shortest ribbon green.

