

**Rosary School / Marj El-Hamam**  
**Science Worksheet (8.B.1)**



Name: \_\_\_\_\_

Grade 2 (    )

Date: \_\_\_\_\_

Magnetic and Non-magnetic  
Materials

Objective: Sort materials into magnetic and non-magnetic materials.

Q.1) Here are some materials.

gold	cobalt	copper	aluminium
steel	silver	nickel	iron

Write down the materials in the correct columns of the table.

Magnetic	Non-magnetic

Q.2) Which of these sentences is true?

Tick (✓) the correct answer.

- ☒ Magnets attract all types of metals.
- ☒ Magnets do not attract non-magnetic materials.
- ☒ Two metals can attract or repel each other.

Q.3) Use the word **attract** or **repel** to complete the sentences.

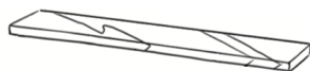
Magnets \_\_\_\_\_ all metals that are magnetic.

Magnets \_\_\_\_\_ and \_\_\_\_\_ other magnets.

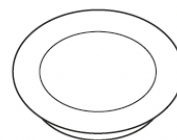
Q.4) Ali mixes the objects below in a tray.



gold ring



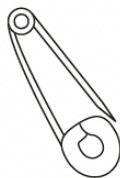
iron bar



paper plate



rubber band



steel safety pin



wooden fork

What will he observe if he brings a bar magnet near the tray?  
Explain.

---

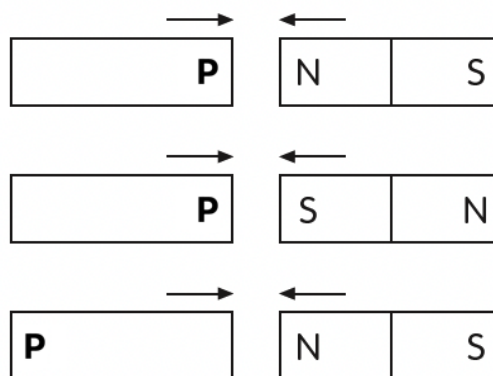
---

Q.5) Amelia carries out an experiment using a magnet and a bar.

One end of the bar is marked P.

Amelia brings the poles of the magnet and the ends of the bar close together.

The diagrams show what she observes.



What can Amelia conclude about the bar?

---

---