

Worksheet B

Describe and Compare Masses

Level 1 Level 2 Level 3


If you are not sure, you can refer to Student's Book pages 134 to 136.



- 1 a Tick (✓) the heavier book.

☐

- b Tick (✓) the lighter fruit.

☐

- 2 Write "lighter" or "heavier".

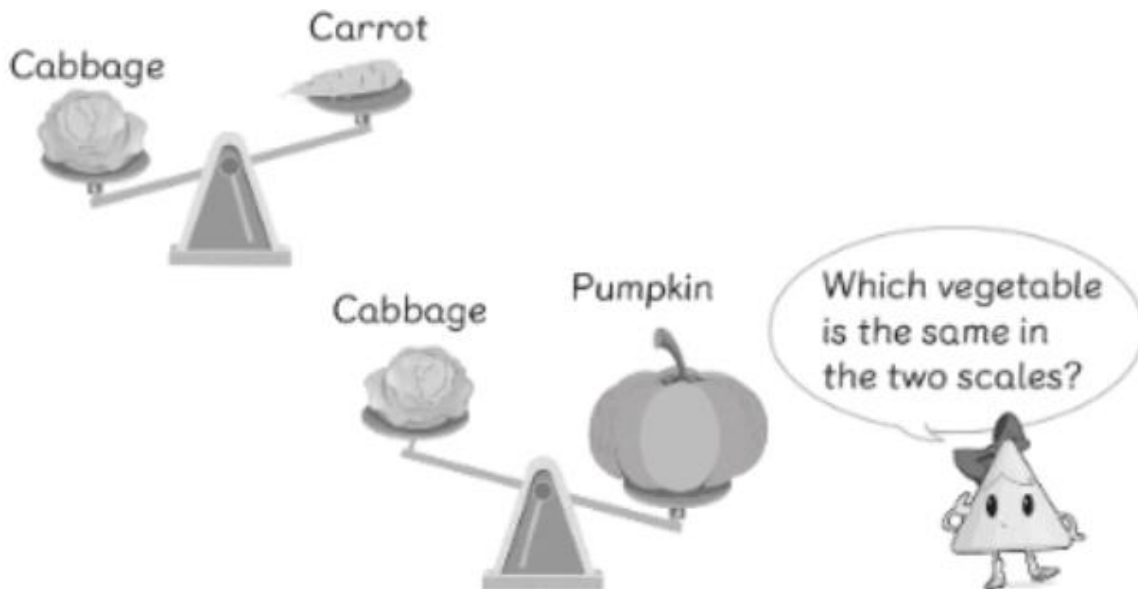
a



b

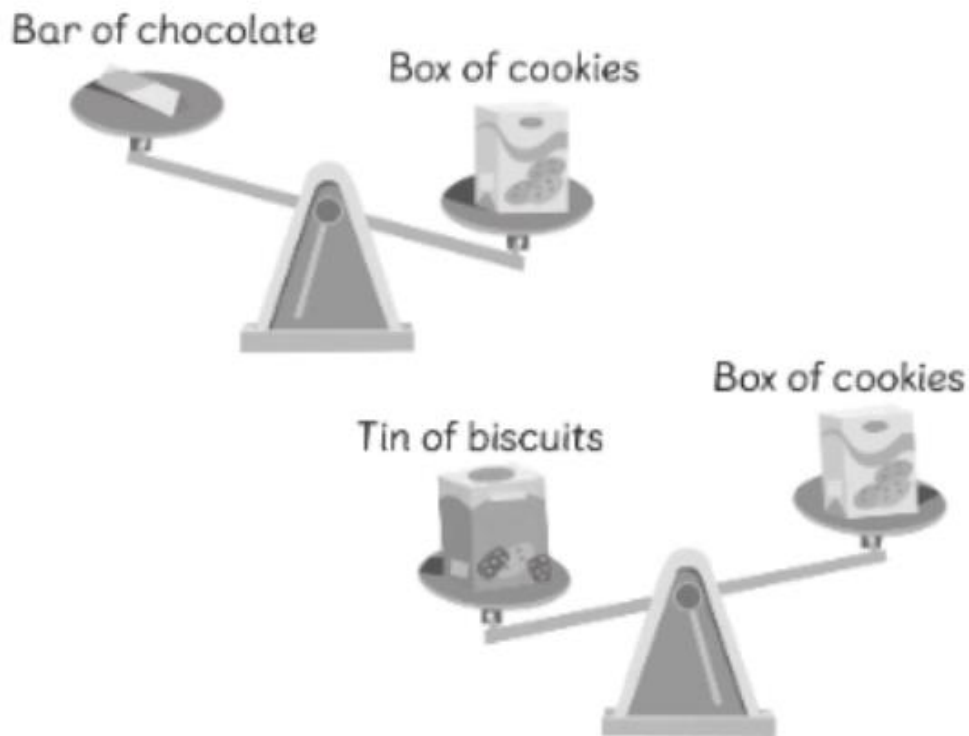


3 Draw a ring around the correct answer.



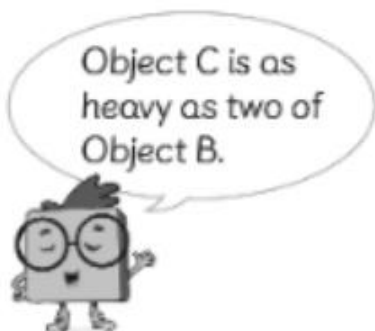
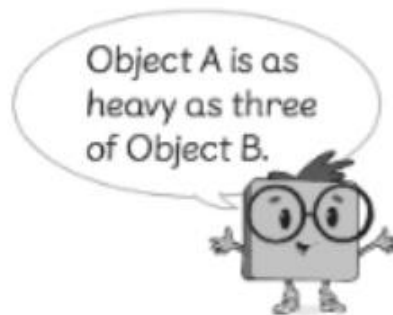
- a The carrot is (lighter/heavier) than the cabbage.
- b The pumpkin is (lighter/heavier) than the cabbage.
- c The cabbage is (lighter/heavier) than the carrot but (lighter/heavier) than the pumpkin.
- d The lightest vegetable is the ((carrot/pumpkin/cabbage)).
- e The heaviest vegetable is the (carrot/pumpkin/cabbage).

4 Fill in the blanks.



- a The bar of chocolate is lighter than the box of cookies.
- b The tin of biscuits is heavier than the box of cookies.
- c The box of cookies is heavier than the bar of chocolate but lighter than the tin of biscuits.
- d The bar of chocolate is the lightest.
- e The tin of biscuits is the heaviest.

- 5 Compare Objects A, B and C.
Then, write the answers.



a Which is the heaviest? **A**

b Which is the lightest? **B**

How do you know?

If we compare Object A with two Object B, Object A will be heavier. Since two Object B is as heavy as Object C, this means Object A is heavier than Object C. If we compare Object C with one Object B, Object C will be heavier. This means Object B is the lightest and Object A is the heaviest.