

Date: _____

Chapter 8 Lesson B: Brightness of a lamp (8.B.1)

1. This electrical circuit has one cell and two lamps.

The lamps are dim.

a. Describe how to make the lamps brighter.

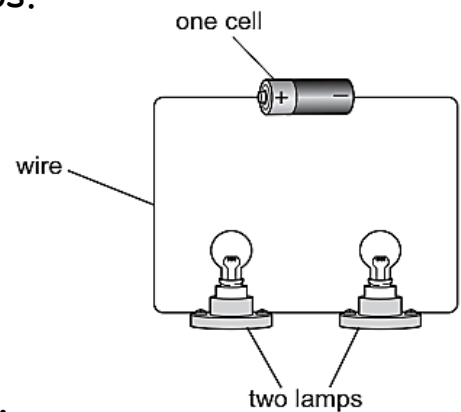
Circle the correct answer.

add more cells

add more wire

add one more lamp

add two more lamps

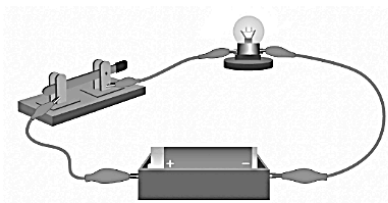


b. Which component is added to open and close an electrical circuit?

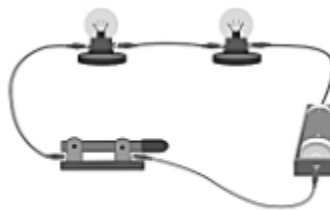
2. Third graders make a circuit using two lamps, a cell, a closed switch and wires.

a. Which diagram shows the circuit made by the students?

Circle the correct letter.



A



B

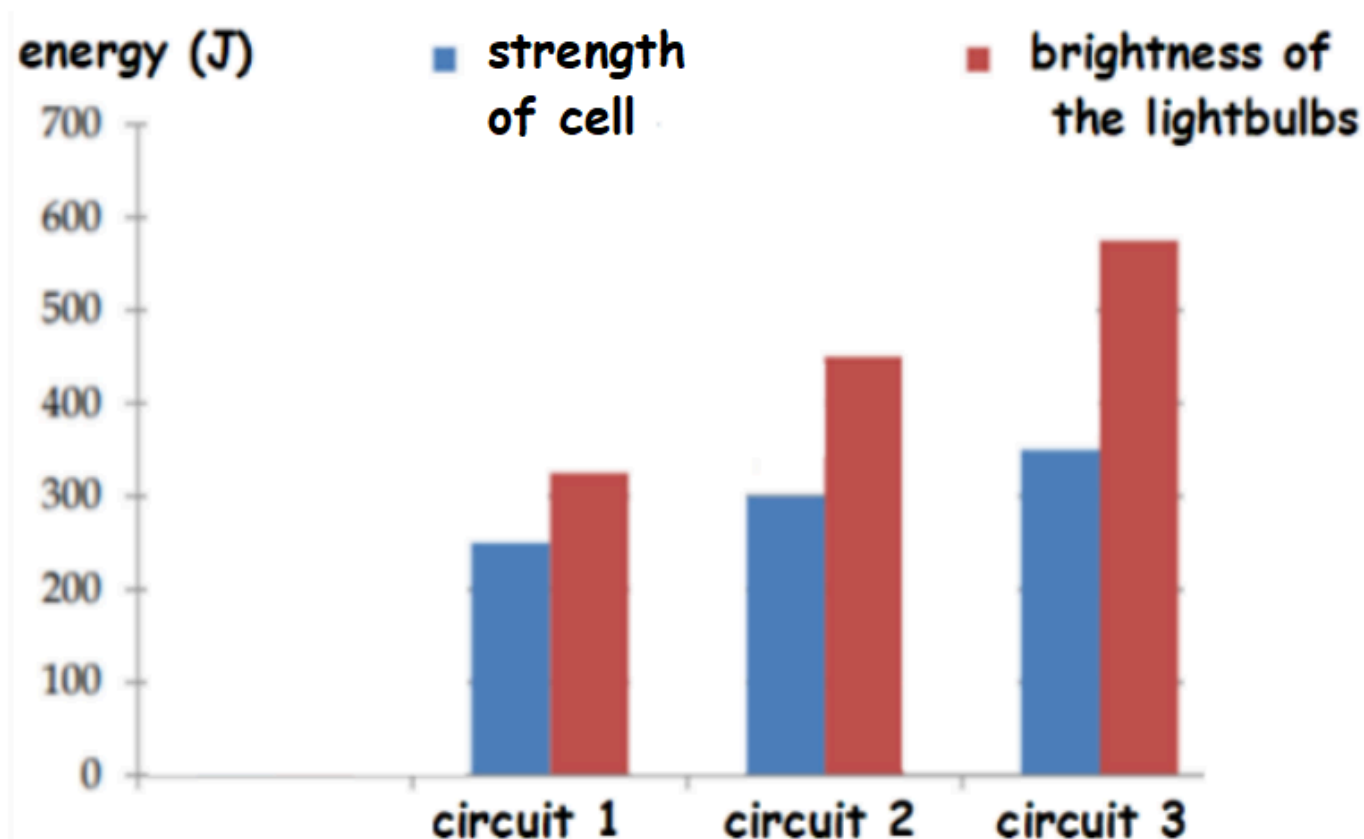


C

b. The students add one more cell to the circuit.

What will happen to the lamps?

3. The bar chart below shows the relationship between the strength of the cell and the brightness of the lamp in 3 different circuits.



a. Which circuit has the brightest lamps? _____

b. Which circuit has the weakest cell? _____

c. What do you notice about the relationship between the cell and the lamp from the bar chart above?
