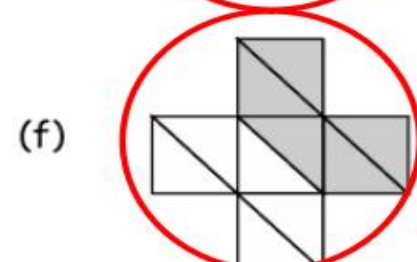
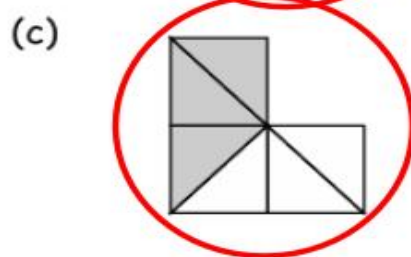
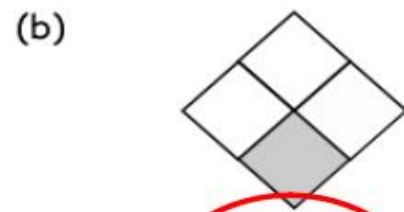



Date: _____

1. Draw a ring around the shape that has half of it shaded.



Active
Go to S

p.36

2.



Mindy says half of these sweets are 6. Is she correct? Why?

No, because half 16 is 8 not 6.

3. There are 6 boys and girls in a class.
Half of the boys and half of the girls wear a watch.
There are more girls than boys.
How many girls wear a watch?

2 girls

4. Find half of these numbers and fill in the blanks in the box.




Half of 6 is 3.




Half of 10 is 5.



Half of 12 is 6.



Half of 8 is 4.



Half of 2 is 1.

