

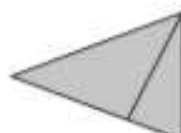
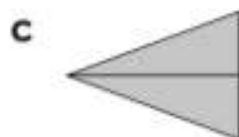
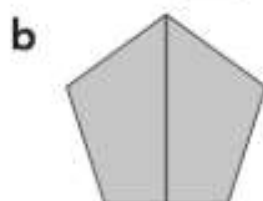
Fractions: Making Halves

Worksheet A

Tell What Equal and Unequal Parts of a Whole Are

Level 1 Level 2 Level 3

- I Which of these can be split into two equal parts?



If you are not sure, you can refer to Student's Book pages 164 to 166.





d How do you know the shapes in a to c are split into equal or unequal parts?

Equal parts have the same size.

Level 1

Level 2

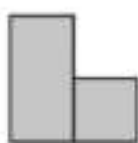
Level 3



2 Sort the pictures below.



A



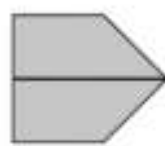
B



C



D



E

Equal Parts	Unequal Parts
A, E	B, C, D

Level 1

Level 2

Level 3

3 Draw lines to cut the shapes below into equal parts.

