

Worksheet D

Activity Book p.69

Recognise 3D Objects

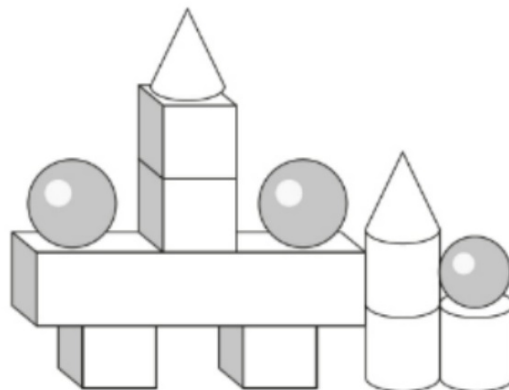
Level 1 Level 2 Level 3

- I Hui Min forms a figure using some blocks.
Count the shapes used to form the figure.

If you are not sure, you
can refer to Student's
Book pages 85 to 87.

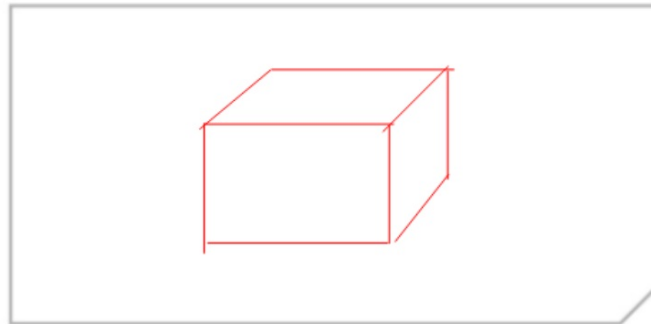
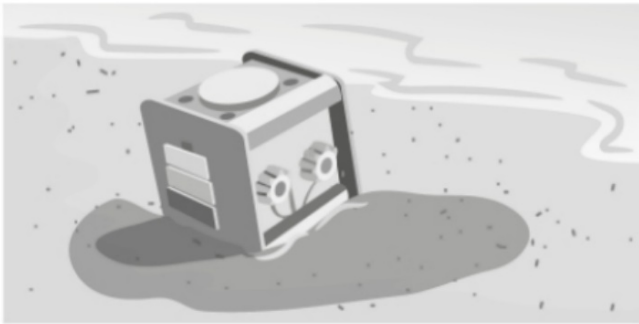


Shape	Number
Sphere	3
Cone	2
Cube	4
Cuboid	1
Cylinder	3



Activity Book p.69

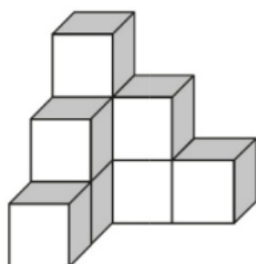
2 Izzy dropped her toy at the beach.



- a What is the shape of her toy? Cube
- b Sketch the 3D shape of the toy in the box above.

3 Ralph built this shape with some cubes.

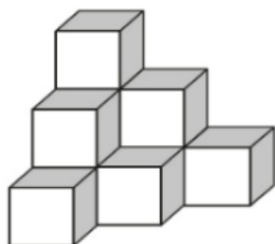
Activity Book p.70



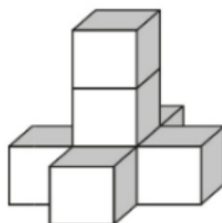
9 cubes

He made another shape with the same number of cubes.

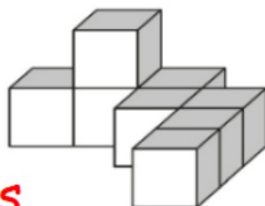
a Circle the shape he made.



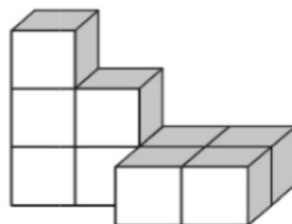
10 cubes



7 cubes



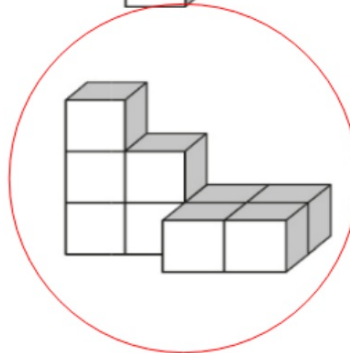
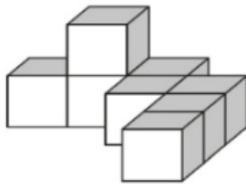
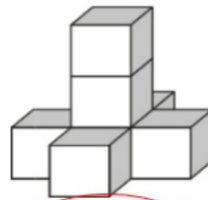
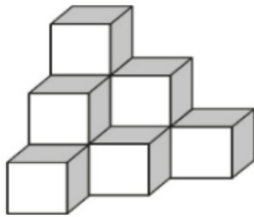
8 cubes



9 cubes

Activity Book p.70

a Circle the shape he made.



b Explain your answer.

There are 2 hidden cubes in the first shape Ralph built, so he used 9 cubes in total, the only shape with 9 cubes is the one we circled

Count the number of cubes used to make each figure.

