

Make Number Sequences up to 100 (8.B.1)

Date : _____

1. Complete the number patterns.

a. 49, 48, 47, 46, _____, _____

b. 80, 78, _____, _____, 72, _____

c. _____, _____, 60, 70, 80, 90, 100

d. 35, 30, 25, _____, _____

2. Look at the number sequence below.



a. What number comes next? _____

b. How did you find the answer? _____

3. Ali was on the 10th step of the staircase.

He walked 2 steps up each time.


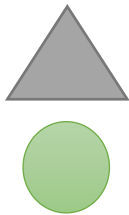

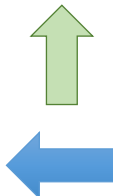


He walked 3 times.

Which step should he be on now? _____ step


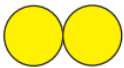
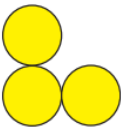





4. Look at the pattern in each row.

Circle the picture that continues the pattern.

5. Draw the picture that comes next in each growing pattern.

a.    _____

b.    _____

6. Make your own pattern by counting back.

Draw fish in the fish bowls.



Describe how you get the next number.
