

Worksheet C

Compare and Order Numbers

Activity Book p.29

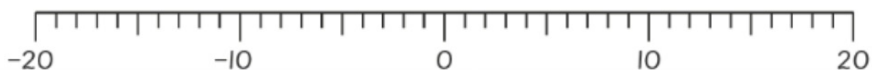
Level 1

Level 2

Level 3

If you are not sure, you can refer to Student's Book page 32.

I Tony used a number line to make some statements.



Put a tick or a cross in the box to show if each statement is true or false.

a $-4 > 3$

☐

b $-10 < 11$

☒

c $3 > -1$

☒

d $5 < -6$

☐

Activity Book p.29

- e Why do you think Tony made these statements?

Answers vary. For example: Tony looked at the number and ignored the negative sign, so he thinks -4 is greater than 3 and 5 is less than -6 .

- 2 Put a ring around the warmest temperature.

Put a box around the coldest temperature.

-18°C 4°C -9°C -10°C 18°C -17°C 30°C

How did you get your answers?

Answers vary. For example: -18 is the coldest because it is furthest from zero on the negative side. 30 is the warmest because it is furthest from zero on the positive side.

Activity Book p.29

- 3 Arrange these numbers in order, starting from the lowest.

19, -9, -18, 0, 21

-18, -9, 0, 19, 21

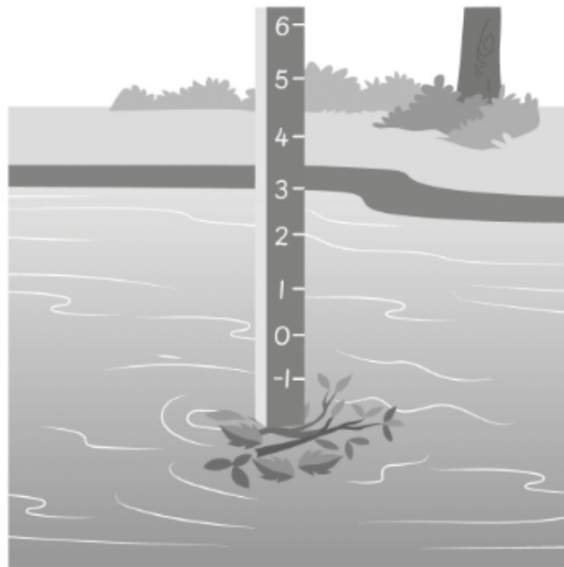
Activity Book p.30

- 4 Ralph used a depth gauge to measure the water level of a river.
He recorded the water level each month in the table.

Jan	Feb	Mar	Apr	May	June	July	Aug	Sept	Oct
3 m	2 m	1 m	0 m	-1 m	2 m	-3 m	-2 m	-1 m	0 m

Activity Book p.30

- a In which month is the water level the highest? January
- b In which month is the water level the lowest? July
- c The bottom part of the depth gauge is blocked by some leaves.
- i Where do you think the water level is now?
-2 m
- ii Which month do you think it is likely to be now?
August



How can you tell?

Answers vary. For example: The water level in August is -2 as shown in the table.

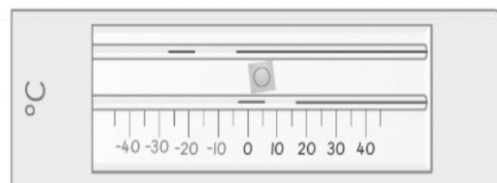


5 Eddy looks at his thermometer.

He says that numbers between the tens cannot be read on the thermometer.

Do you agree with Eddy?

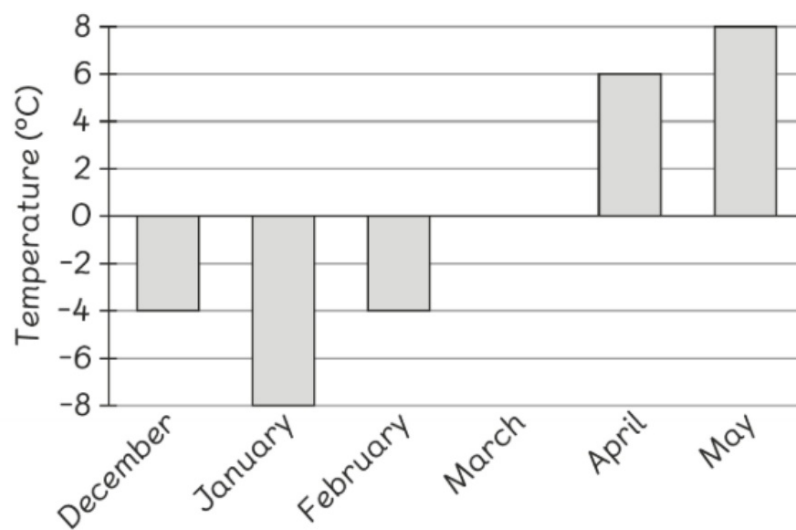
Show an example where Eddy might be wrong.



Answers vary. For example: No, I do not agree. He can read the numbers between the tens on the thermometer. For example, -15 is between -10 and -20.

Level 1 Level 2 **Level 3**

6 Here is a bar chart showing the temperatures in Seoul for 6 months.



a Which month is the warmest? May Activity Book p.31

b Which month is the coldest? January

How do you know? Explain your answer.

Answers vary. For example: 8 is the greatest and -8 is the least.

c What could the temperature in March be? 0°C

d Complete the sentences by writing "<" or ">".

i Temperature in March > Temperature in February >
Temperature in January

ii Temperature in December < Temperature in March <
Temperature in May

iii Temperature in January < Temperature in April <
Temperature in May

Activity Book p.31

- e Fill in the blanks with the appropriate months.

Temperature in January < Temperature in February <

Temperature in March/April/May

Write some statements about the temperatures on your own.

Answers vary. For example: Temperature in May > Temperature in April
> Temperature in March.