

Rosary School / Marj El Hamam
Maths Worksheet (2.B.1)



Name: _____

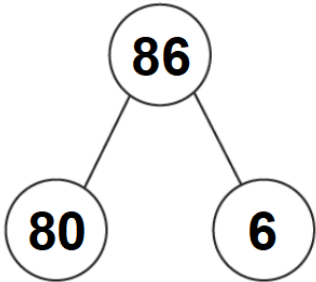
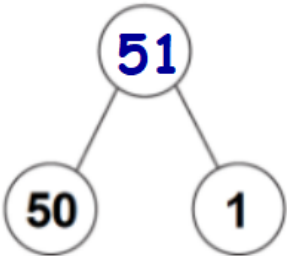
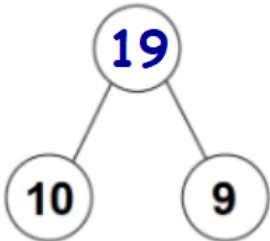
Grade 1 ()

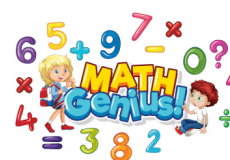
Date: _____

Compose Numbers up to 100

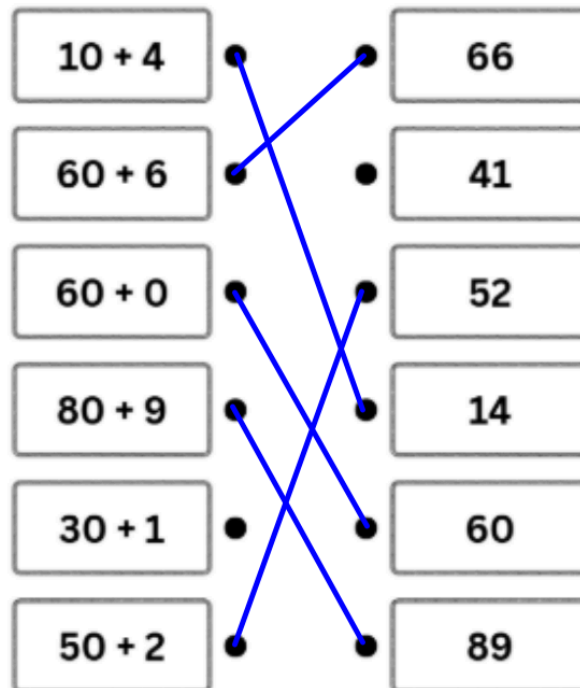
Objective: Compose 2-digit numbers using tens and ones.

1. Complete the table below to compose the two digit numbers.
The first one has been done for you.

Part-whole Diagram	Place value chart	The Composed Number				
	<table border="1" data-bbox="614 1059 1045 1240"><tr><td>Tens</td><td>Ones</td></tr><tr><td>8</td><td>6</td></tr></table> $80 + 6 = 86$	Tens	Ones	8	6	86
Tens	Ones					
8	6					
	<table border="1" data-bbox="614 1397 1045 1579"><tr><td>Tens</td><td>Ones</td></tr><tr><td>5</td><td>1</td></tr></table> $50 + 1 = 51$	Tens	Ones	5	1	51
Tens	Ones					
5	1					
	<table border="1" data-bbox="614 1724 1045 1906"><tr><td>Tens</td><td>Ones</td></tr><tr><td>1</td><td>9</td></tr></table> $10 + 9 = 19$	Tens	Ones	1	9	19
Tens	Ones					
1	9					


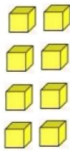


2. Match each sentence to the correct composed number.
You may find a sentence that you don't need.



3. Fill in the blanks.



a.

	
10s	1s
2	8

$$20 + 8 = 28$$

Composed number

b.

	
10s	1s
7	2

$$70 + 2 = 72$$

Composed number