

Q2) Use $<$, $>$ or $=$ to compare the statements.

p.27

a) $-3 > -7$

b) $-4 < -1$

c) $-5 < 2$

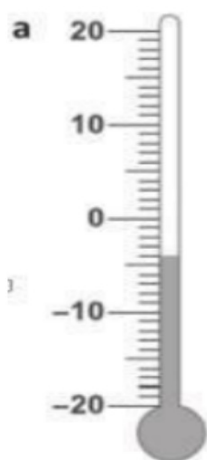
d) $-14 < 0$

e) $1 > -1$

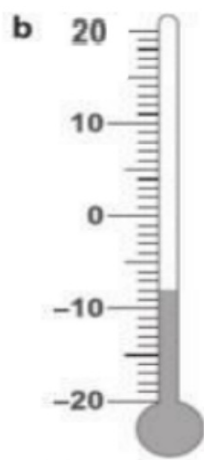
f) $-20 < -16$

Q4) What temperature does each thermometer show?


p.28



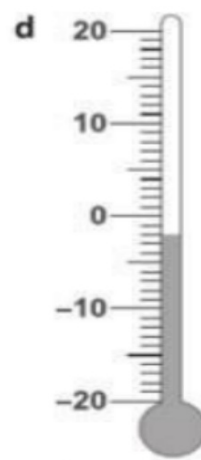
-4°C



-8°C



16°C



-2°C

p.29

Q6) Put a **ring** around the **coldest** temperature and a **box** around the **warmest** temperature.

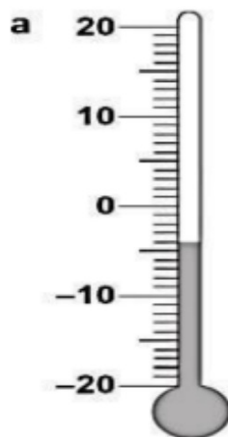
0 , 32 , -18 , -1 , -5 , 18 , 5

Arrange these temperatures starting from the highest.

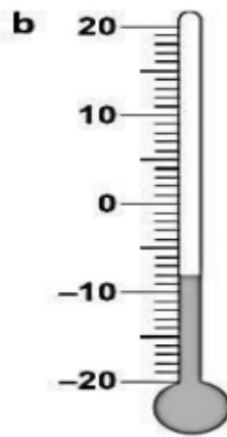
32 , 18 , 5 , 0 , -1 , -5 , -18

7) What is the temperature showing on each thermometer in $^{\circ}\text{C}$?

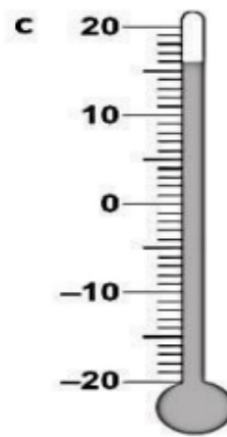
Write the number and the unit.



-4°C



-8°C



16°C

p.30

Q8) Oliver measured the temperature in a school playground each day for a week.

- It was the same temperature on Tuesday and Thursday.
- It was 13°C warmer on Monday than Friday. $13+24=37$
- It was 24°C on Friday.
- It was 18°C cooler on Wednesday than Monday. $37-18=19$
- It was 13°C warmer on Tuesday than Wednesday. $37-18=19$

Use this information to complete the table. $13+19=32$

One has been done for you.

Days of the week	Temperature
Monday	37 °C
Tuesday	32 °C
Wednesday	19 °C
Thursday	32 °C
Friday	24 °C

same temperature

Q10)

Here are some number cards.

p.31

28

-128

-28

a) Write the two numbers with a total of 0

28

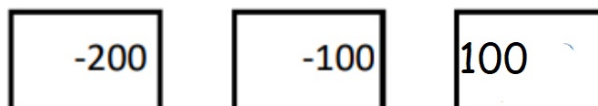
-28

b) Write the two numbers with a total of -100

28

-128

Q11) Here are some number cards.



Write the two numbers with a total of 0



Write the two numbers with a total of -100



p.32

2. Compare. Fill in each circle with $>$ or $<$.

(a) 12 ^{-22} less than -10 $\textcircled{<}$ 20 ^{14} more -34

(b) 20 ^{-11} more than -31 $\textcircled{>}$ 50 ^{-25} less than 25

p.33

3. Put the number in order starting with the smallest.

$-4, -10, -1, 8, 25$

Numbers in increasing order:

-10 , -4 , -1 , 8 , 25
smallest