



Rosary School \ Marj Elhamam

Name : _____

Date: / 11 / 2025

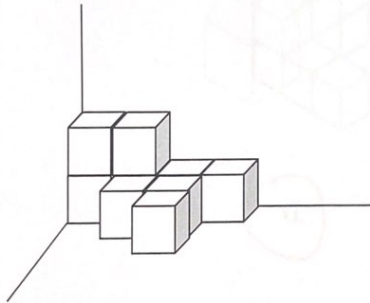
Subject: Worksheet (4) / chapter (4)

Grade: 5 ()

3D shapes , Volume and Capacity

Lesson A: Identify, Describe and Sketch Compound 3D Shapes

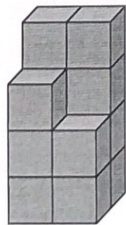
Q1. How many cubes are there in the figure below?



9 cubes

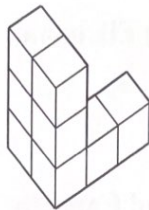
Q2. The shape below is made up of identical cubes.

What is the least number of cubes needed to turn this shape into a cuboid?




3 Cubes

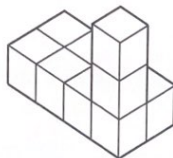
Q3. Here are drawings of some 3D models made with cubes.



A



B



C

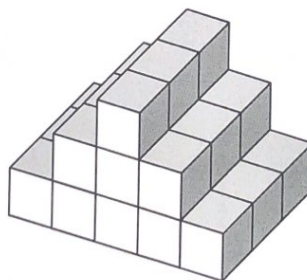


D

Draw a ring around the **two** models that are the same shape.

Q4. Hassan uses some of the cubes to make a prism.

Here is a drawing of his prism.



Calculate the number of cubes he uses.

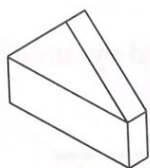
---27--- cubes.

Lesson B: Identify and Sketch Nets of 3D Shapes

Q1. Lily makes some models.

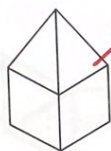
She uses a cuboid and one other 3D shape for each model.

Draw a line to match each model to the name of the **other** 3D shape she uses.



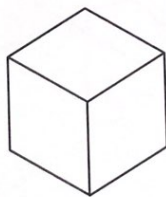
triangular
prism

square-based
pyramid



triangle-based
pyramid

Q2. A cube has a surface area of 96 cm^2 .

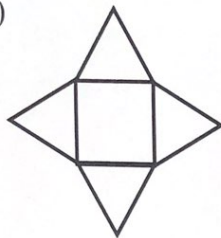


Write the area of one face of the cube.

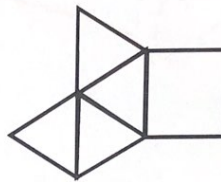
-----16----- cm^2 .

Q3. Which of the following nets does not form a square-based pyramid?

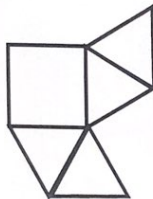
(1)



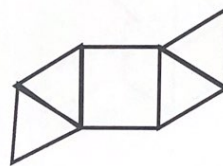
(2)




(3)



(4)

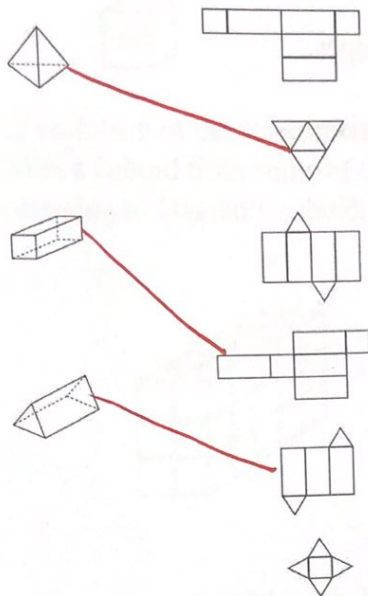


Q4. Sandy is shading the square grid below to form a net for a cube.

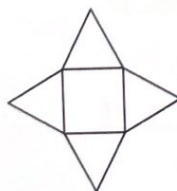
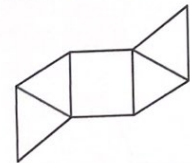
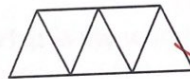
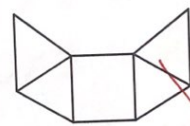


She has 1 last square to shade. Help her shade the square on the diagram.

Q5. Draw a line to match each 3D shape to the correct net.



Q6. Draw a line to match **each** drawing with the correct option.

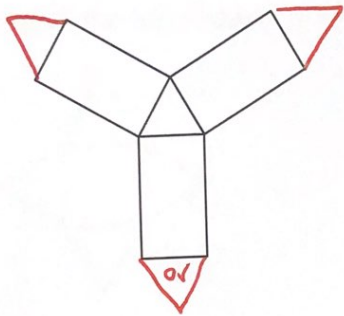


net of a pyramid

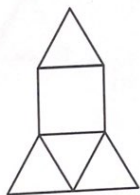
not a net of a pyramid

Q7. Angelique wants to sketch the nets of some 3D shapes.

a. Complete the sketch of the net for a triangular prism.

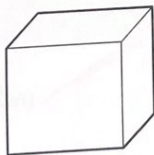


b. Here is the net for a 3D shape.



Write the name of the shape. Square-based pyramid

Q8. Here is a sketch of a cube.



Not drawn to scale

The area of one face is 9 cm^2 .

Calculate the total surface area of the cube.


$$9 \times 6$$

54 cm^2

Q9. Here is a drawing of a cube.



The area of each face of the cube is 1 cm^2 .
Hassan makes a cuboid from some of these cubes.
Here is a drawing of Hassan's cuboid.



Not drawn to scale

Calculate the surface area of the cuboid. Show your working. cm^2

$$15 \times 2 = 30$$

$$6 \times 2 = 12$$

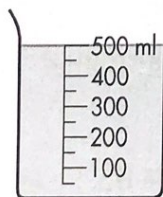
$$10 \times 2 = 20$$

$$30 + 12 + 20$$

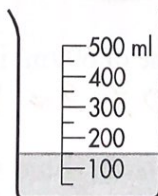
$$\underline{62 \text{ cm}^2}$$

Lesson C: Understand Difference between Capacity and Volume

Q1. What is the total volume of water in both measuring cups?

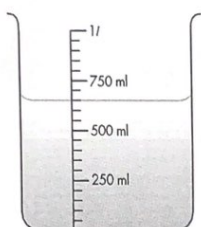


500 ml




150 ml

Q2.



Container A

650



Container B

500

Eddy pours some water from container B such that it fills container A to its full capacity. What is the volume of water left in container B?

$$1000 - 650 = 350$$

$$500 - 350 = 150$$

150 ml

Q3. Here are two empty bottles.



Not drawn to scale

Naomi pours water with a volume of 600 ml into bottle A. Bottle A is now half full.

$$600 \times 2 = 1200$$

Naomi then pours half of the water in bottle A into bottle B. Bottle B is now half full.

$$300 \times 2 = 600$$

Write the capacity of bottle A. 1200-ml

Write the capacity of bottle B. 600-ml

Q4. Here is a jug.



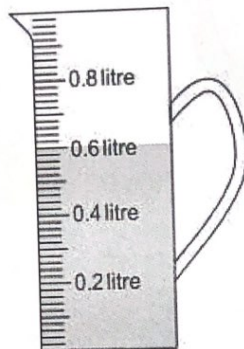
Safia wants to pour 1000 ml of water into jug.

Explain why this is **not** possible.

Use the words volume **and** capacity in your answer.

The volume of the water is greater than the capacity of the jug.

Q5. Here is a picture of a jug with water inside.



Write the word **capacity** or **volume** in each space to complete the sentences.

The Capacity of the jug is greater than the Volume of water.

The Volume of water is 0.6 litre.

The Capacity of the jug is 1 litre.

Teachers: Qusie Hijazeen, Rand Haddad, Rand Haddadin

THANK
YOU